

Going Native

A Guide to Landscaping with Native Plants in the Barnegat Bay Watershed



What are native plants?

Native plants have evolved over thousands of years to be adapted to conditions in a particular region and to the other plants and animals around them.

How can I choose the best plants for my yard?

Use the chart inside to guide you in selecting the native plants best suited to the growing conditions in your yard. You will also want to consider plant height, flower color, bloom time, and wildlife value when making your selections.

Why should I grow them?

To enjoy beautiful, hardy plants!

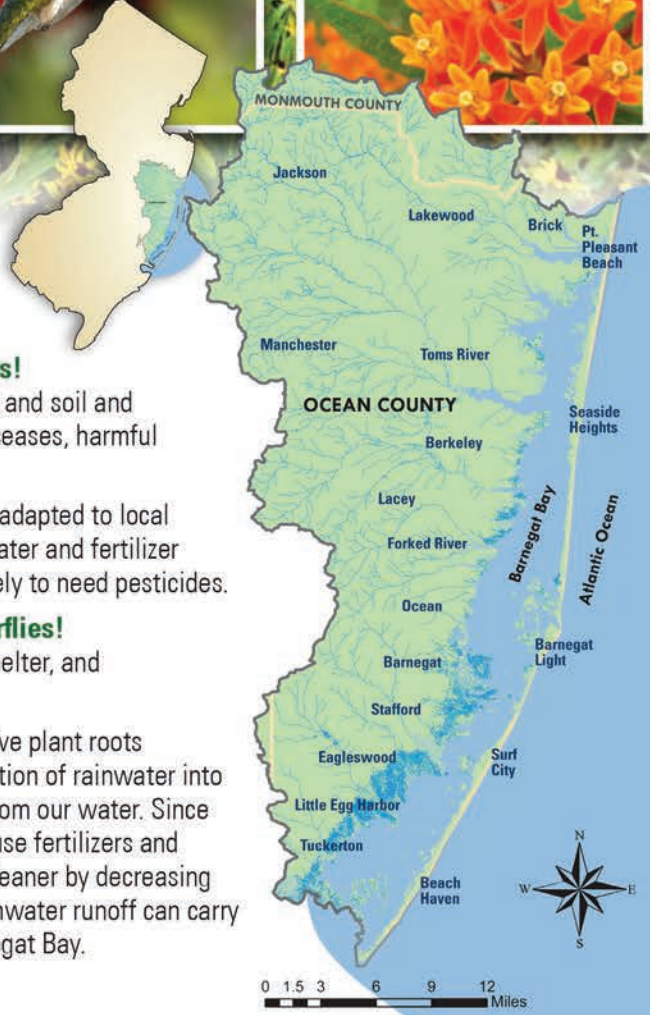
Natives thrive in our local climate and soil and have natural defenses to plant diseases, harmful insects, and other pests.

To save time and money! Well-adapted to local conditions, natives require less water and fertilizer than non-natives, and are less likely to need pesticides.













































































To bring in the birds and butterflies!

Natives provide essential food, shelter, and nesting sites for native wildlife.













































































To improve water quality! Native plant roots hold soil in place, increase infiltration of rainwater into the ground, and filter pollutants from our water. Since native plants reduce the need to use fertilizers and pesticides, they keep our water cleaner by decreasing the quantity of pollutants that rainwater runoff can carry into our waterways and the Barnegat Bay.















SHRUBS & TREES

PHOTO	NAME Common & Scientific	HEIGHT	FLOWERS Bloom Time & Color	LIGHT	SOIL Moisture & Type	WILDLIFE	NOTES
	American Holly <i>Ilex opaca</i>	15' - 40'	MAR APR MAY JUN JUL AUG SEP OCT small, white		 C L		evergreen; pyramid shape; red berries in Oct.
	Arrowwood <i>Viburnum dentatum</i>	5' - 10'	MAR APR MAY JUN JUL AUG SEP OCT flat white clusters		 L S O		blue-black berries in Sept.; red fall foliage
	Beach Plum <i>Prunus maritima</i>	4' - 15'	MAR APR MAY JUN JUL AUG SEP OCT white clusters		 L S		edible purplish-black fruit in Aug.; good for jelly; tolerates salt
	Buttonbush <i>Cephalanthus occidentalis</i>	6' - 10'	MAR APR MAY JUN JUL AUG SEP OCT creamy white		 C L S O		ball-shaped clusters of fragrant flowers; tolerates wet areas
	Eastern Red Cedar <i>Juniperus virginiana</i>	25' - 50'	MAR APR MAY JUN JUL AUG SEP OCT green or yellow		 C L S		evergreen; blue fruit loved by birds; drought-tolerant
	Eastern Redbud <i>Cercis canadensis</i>	20' - 35'	MAR APR MAY JUN JUL AUG SEP OCT magenta		 L S		one of the earliest bloomers; drought-resistant
	Highbush Blueberry <i>Vaccinium corymbosum</i>	4' - 10'	MAR APR MAY JUN JUL AUG SEP OCT white-pinkish		 L S O		blueberries July-Aug.; red fall color; add organic matter to soil
	Inkberry Holly <i>Ilex glabra</i>	4' - 10'	MAR APR MAY JUN JUL AUG SEP OCT small, greenish-white		 C L S O		evergreen; black berries in Sept. on female plants
	Mountain Laurel <i>Kalmia latifolia</i>	8' - 12'	MAR APR MAY JUN JUL AUG SEP OCT white to pink		 C L S O		evergreen; nice addition to woodland garden
	Ninebark <i>Physocarpus opulifolius</i>	4' - 8'	MAR APR MAY JUN JUL AUG SEP OCT white to pink		 C L		domed flower clusters; likes sandy soil
	Northern Bayberry <i>Morella pensylvanica</i>	2' - 8'	MAR APR MAY JUN JUL AUG SEP OCT small, yellow-green		 C L S		waxy bluish-white berries in Sept.; plants will sucker and form colonies
	Red Chokeberry <i>Photinia pyrifolia</i>	6' - 10'	MAR APR MAY JUN JUL AUG SEP OCT clusters of white		 C L S		red fruit in Sept. persists through winter; great red fall color
	Red Twig Dogwood <i>Cornus sericea</i>	8' - 12'	MAR APR MAY JUN JUL AUG SEP OCT white		 L		bright red stems for winter interest
	River Birch <i>Betula nigra</i>	40' - 60'	MAR APR MAY JUN JUL AUG SEP OCT brown		 C L		attractive exfoliating bark; can grow on flood-prone land
	Shadbush or Serviceberry <i>Amelanchier canadensis</i>	35' - 50'	MAR APR MAY JUN JUL AUG SEP OCT small, white		 C L S		one of the earliest bloomers; red to purple fruit in July
	Sweet Pepperbush <i>Clethra alnifolia</i>	5' - 8'	MAR APR MAY JUN JUL AUG SEP OCT white		 C L S		brown seed heads Sept.-Feb.; deer-resistant
	Sweetbay Magnolia <i>Magnolia virginiana</i>	12' - 30'	MAR APR MAY JUN JUL AUG SEP OCT creamy white		 C L S		fragrant flowers; tolerates flooding and salt
	Sweetspire <i>Itea virginica</i>	4' - 8'	MAR APR MAY JUN JUL AUG SEP OCT white		 C L S		fragrant flowers; good fall color
	Winged Sumac <i>Rhus copallinum</i>	8' - 15'	MAR APR MAY JUN JUL AUG SEP OCT yellowish green		 C L S		dark red fruit persists over winter; great fall color
	Winterberry Holly <i>Ilex verticillata</i>	4' - 10'	MAR APR MAY JUN JUL AUG SEP OCT small, white		 C L S O		red berries Oct.-Dec. on female plants

























HERBACEOUS PERENNIALS

PHOTO	NAME Common & Scientific	HEIGHT	FLOWERS Bloom Time & Color	LIGHT	SOIL Moisture & Type	WILDLIFE	NOTES
	Bee Balm <i>Monarda didyma</i>	24" - 48"	MAR APR MAY JUN JUL AUG SEP OCT pink to red		 L		fragrant flowers and foliage
	Black-Eyed Susan <i>Rudbeckia hirta</i>	12" - 36"	MAR APR MAY JUN JUL AUG SEP OCT yellow		 C L		long bloom time
	Blazing Star <i>Liatris spicata</i>	12" - 36"	MAR APR MAY JUN JUL AUG SEP OCT purple spikes		 C L S		drought-tolerant
	Butterfly Weed <i>Asclepias tuberosa</i>	12" - 36"	MAR APR MAY JUN JUL AUG SEP OCT orange		 L S		favorite food of Monarch butterflies; attractive seedpods
	Cardinal Flower <i>Lobelia cardinalis</i>	24" - 48"	MAR APR MAY JUN JUL AUG SEP OCT red		 C L		intense red color attracts hummingbirds
	Columbine <i>Aquilegia canadensis</i>	6" - 36"	MAR APR MAY JUN JUL AUG SEP OCT red to yellow		 L		unique, showy two-toned flowers; good in woodland gardens; spreads by seed
	Common Boneset <i>Eupatorium perfoliatum</i>	36" - 60"	MAR APR MAY JUN JUL AUG SEP OCT white		 C L S		flat top flower clusters attract butterflies; popular herb; good for wet site
	False Sunflower <i>Heliopsis helianthoides</i>	36" - 60"	MAR APR MAY JUN JUL AUG SEP OCT yellow		 L S		attractive daisy-like flower with a long bloom time
	Foamflower <i>Tiarella cordifolia</i>	12" - 24"	MAR APR MAY JUN JUL AUG SEP OCT spikes of white		 L		interesting foliage; great choice for a shade garden
	Foxglove Beardtongue <i>Penstemon digitalis</i>	24" - 60"	MAR APR MAY JUN JUL AUG SEP OCT white to pink		 C L S		tolerates poor drainage
	Great Blue Lobelia <i>Lobelia siphilitica</i>	12" - 36"	MAR APR MAY JUN JUL AUG SEP OCT blue spike		 C L S		interesting, long-blooming blue flowers
	Joe-Pye Weed <i>Eupatoriadelphus fistulosum</i>	12" - 96"	MAR APR MAY JUN JUL AUG SEP OCT pink-purple		 C L		large plant that needs space; tolerates wet areas
	Mistflower <i>Conoclinium coelestinum</i>	12" - 42"	MAR APR MAY JUN JUL AUG SEP OCT blue to violet		 C L		flat clusters of fuzzy flowers are an excellent nectar source; can spread quickly
	New England Aster <i>Symphyotrichum novae-angliae</i>	18" - 72"	MAR APR MAY JUN JUL AUG SEP OCT blue to violet		 L		pinch to keep plant compact
	Pink Tickseed <i>Coreopsis rosea</i>	18" - 24"	MAR APR MAY JUN JUL AUG SEP OCT pink		 L S		deer-resistant; can spread quickly
	Purple Coneflower <i>Echinacea purpurea</i>	24" - 36"	MAR APR MAY JUN JUL AUG SEP OCT purple-pink		 C L S		popular herb; goldfinches love its seeds
	Rosemallow <i>Hibiscus moscheutos</i>	36" - 72"	MAR APR MAY JUN JUL AUG SEP OCT cream and pink		 C L		large two-toned flowers; can tolerate fresh or brackish tidal marsh
	Seaside Goldenrod <i>Solidago sempervirens</i>	12" - 72"	MAR APR MAY JUN JUL AUG SEP OCT yellow		 L S		thrives in coastal areas; tolerates salt, sand, and drought
	Sneezeweed <i>Helenium autumnale</i>	18" - 60"	MAR APR MAY JUN JUL AUG SEP OCT yellow		 C L S		interesting flower; can tolerate wet areas

HERBACEOUS PERENNIALS

PHOTO	NAME Common & Scientific	HEIGHT	FLOWERS Bloom Time & Color	LIGHT	SOIL Moisture & Type	WILDLIFE	NOTES
	Swamp Milkweed <i>Asclepias incarnata</i>	36" - 60"	MAR APR MAY JUN JUL AUG SEP OCT pink		 C L		attracts butterflies (especially Monarchs); can tolerate wet areas, unlike butterfly weed
	White Turtlehead <i>Chelone glabra</i>	18" - 36"	MAR APR MAY JUN JUL AUG SEP OCT white		 C L S		flower looks like turtle's head; will spread; good in a shade garden
	Wild Bergamot <i>Monarda fistulosa</i>	18" - 60"	MAR APR MAY JUN JUL AUG SEP OCT pink to purple		 C L		fragrant flowers and foliage; can spread

GRASSES

PHOTO	NAME Common & Scientific	HEIGHT	FLOWERS Bloom Time & Color	LIGHT	SOIL Moisture & Type	WILDLIFE	NOTES
	American Beachgrass <i>Ammophila breviligulata</i>	1' - 3.5'	MAR APR MAY JUN JUL AUG SEP OCT		 L S		can grow in sand; spreads rapidly by rhizomes
	Coastal Panicgrass <i>Panicum amarum</i>	4' - 6'	MAR APR MAY JUN JUL AUG SEP OCT		 L S		blue-green leaves; tolerates salt and sandy soil
	Little Bluestem <i>Schizachyrium scoparium</i>	2' - 4'	MAR APR MAY JUN JUL AUG SEP OCT green to reddish tan		 L S		exceptional drought tolerance; very ornamental; turns bronze-orange after frost
	Prairie Cordgrass <i>Spartina pectinata</i>	4' - 6'	MAR APR MAY JUN JUL AUG SEP OCT		 L		can get quite tall; good for shore areas; tolerates fresh and brackish tidal flooding
	Saltmeadow Cordgrass <i>Spartina patens</i>	1' - 3'	MAR APR MAY JUN JUL AUG SEP OCT		 C L S		can spread rapidly; tolerates wet areas
	Switchgrass <i>Panicum virgatum</i>	3' - 6'	MAR APR MAY JUN JUL AUG SEP OCT green to brown to rose		 C L S		bunch grass with great fall color; tolerates wet areas

KEY

LIGHT



- Shade = less than 3 hours of direct sunlight a day, or filtered sunlight
- Partial shade = approximately 3 to 6 hours of direct sunlight a day
- Full sun = at least 6 hours of direct sunlight a day

SOIL CONDITIONS – Moisture



- Dry = water does not remain after a rain
- Moist = soil is damp, and occasionally saturated
- Wet = soil is saturated, except during droughts

SOIL CONDITIONS – Type

C L S O

- Organic soil (contains a high percentage of organic matter such as decayed leaves)
- Sandy or coarse-textured soil
- Loamy or medium-textured soil (contains a mix of mostly silt and sand)
- Clay or fine-textured soil

WILDLIFE



Butterflies



Hummingbirds



Songbirds



Beneficial Insects

The beneficial insect icon includes bees and other pollinators, as well as ladybugs and other insects that help to control pests.

HERBACEOUS PERENNIAL

A non-woody plant that lives for more than two years. It dies back at the end of each growing season, then re-emerges each spring from the root stock.

PHOTO CREDITS

USDA-NRCS PLANTS Database
<http://plants.usda.gov>

Missouri Botanical Garden Plant Finder
www.missouribotanicalgarden.org/gardens-gardening/your-garden/plant-finder.aspx



www.JerseyYards.org

Get started with Going Native! Then try the searchable Plant Database on the Jersey-Friendly Yards website to find even more native plants for your yard. Using the database, you can create a custom list of plants suited to your yard's specific growing conditions. When you are ready to buy, locate nurseries selling native plants using the website's "Where to Buy" list.

Jersey-Friendly Yards is packed with information and resources to guide you through the steps to a healthier yard. Learn how to maintain healthy soil, reduce use of fertilizers and pesticides, conserve water, and create habitat for wildlife. A healthier yard means a healthier environment and a healthier Barnegat Bay!

The Barnegat Bay Partnership developed Jersey-Friendly Yards for the entire state of New Jersey with 319(h) grant funding from the NJ Department of Environmental Protection.

© 2019 Barnegat Bay Partnership • www.barnegatbaypartnership.org • PO Box 2001 • Toms River, NJ 08754
For additional copies of this publication, email Barnegat Bay Partnership at bbp@ocean.edu.

This publication is based on *Native Plant Demonstration Garden*, published in 2006 by the Partnership for the Delaware Estuary and the Delaware Sea Grant College Program.

COVER PHOTO: Garden photo by Don Knezik.

COVER INSET PHOTOS (l. to r.): Bird photo by Raymond Truelove (iStockphoto.com). Butterfly photo by Edward Teune (Wikipedia Commons). Hummingbird photo by Joe Schneid (Wikipedia Commons). Bee photo by Hannah Gaines, provided courtesy of the University of Wisconsin-Madison.

ABOVE PHOTO: Black-Eyed Susans photo by Joseph Pirozek.

